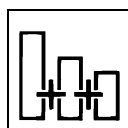
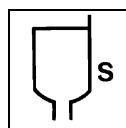


MF302 - MF306 - MF310

MACROFAN AP AUTOLEVEL PRIMER



Primer/Filler:
1000 g +
110 g MH100 Line+
100-300 g



W/W system:
20-22" DIN4 20° C

D/D system:
24-29" DIN4 20° C

Pot life at 20°C:
30-120 min.



W/W system:
Ø 1,2-1,4 mm
N° coats: 1 or ½+1

D/D system:
Ø 1,6-1,8 mm
N° coats: 2-3



W/W system:
30-50 µ

D/D system:
100-120 µ



W/W system:
after 15-30 min.

D/D system:
after 3-5 h at 20°C
15-30 min. at 60° C



D/D system:
Flash off: 3-5 min.
Max. power: 10-15 min.

DESCRIPTION

2K polyacrylic high solid self-levelling primer/filler available in 3 colours MF302 White, MF306 Light Grey and MF310 Black.

USE

As a primer in a wet on wet system with direct adhesion on cathodic coated and plastic substrates in the motor vehicle repair market; directly overcoatable without sanding (w/w up to 5 days) with refinish topcoats. Especially suitable for sealing new parts already primed with a cathodic coating and for all plastic substrates.

As a sealer in a higher build mode for dry-on-dry systems.

CHARACTERISTICS

- Any grey shade (from white to black) of the primer/filler can be obtained, thus helping the topcoat coverage and matching the colours of the primers used in O.E.M.

PRIMER (w/w)

- Easy application and good vertical stability
- Excellent flow in w/w systems
- Excellent adhesion on the main substrates used on motor vehicles
- Excellent overcoating up to a maximum 5 days without sanding
- Fast drying

SEALER

- Anticorrosive power for small areas (it contains active pigments)
- Fairly good filling power in d/d system
- Good sanding
- Good sealing power on critical, solvent-sensitive substrates

PLASTIC PRIMER (w/w)

- It can be used as an adhesion promoter for all plastics used in the car field in combination with the dedicated hardener and activator

RECOMMENDED OVERCOATING

- MACROFAN HS TOPCOAT or HYDROFAN / BSB + Refinish clearcoats of Lechler products range

NOTES

By mixing the 3 primers/fillers with each other it is possible to obtain the full grey scale. This allows you to optimise the covering power of the topcoat or to produce the same colour grey as the primer used originally by the Car Manufacturers.

Example: by mixing the primers/fillers in the following mixing ratios you approximately obtain the following grey scale

| | Black | Grey 4 | Grey 3 | Light Grey | Grey 2 | Grey 1 | White |
|-------|-------|--------|--------|------------|--------|--------|-------|
| MF310 | 100 | 65 | 40 | | 10 | 3 | |
| MF306 | | | | 100 | | | |
| MF302 | | 35 | 60 | | 90 | 97 | 100 |

PRIMER/FILLER

PRIMER / SEALER

SUBSTRATE PREPARATION

New parts treated with cathodic coatings: degrease with 00695 SILICONE REMOVER SLOW or 00665 HYDROCLEANER SLOW / 00699 HYDROCLEANER; if in good condition sanding is not required.

Steel, zinc-coated steel sheet, aluminium: this product has a good direct adhesion on parts made of steel, zinc-coated steel sheet or aluminium; nevertheless, on large areas the application of 1-2 coats of 04318 FIX-O-DUR EC or 05720 MONOPRIMER is recommended.

Old coatings: dry sanding with P280-320 grit paper and degrease with 00665 HYDROCLEANER SLOW / 00699 HYDROCLEANER.

Knifing polyester putty: finish with P240 grit paper and degrease with 00695 SILICONE REMOVER SLOW or 00880 SILICONE REMOVER FAST

APPLICATION

By traditional spray gun or HVLP.

| | <i>T: 20-35°C</i> | <i>T: 15-25°C</i> | <i>Spot Repairs T: 15-25°C</i> |
|--------------------------|--------------------|-------------------|--------------------------------|
| HARDENERS | MH100-MH110 | MH115 | MH120 |
| Pot life at 20 °C | 2 h | 1,30 h | 30 min. |

| Mixing ratio: | w/w system | d/d system |
|---|-------------------|-------------------|
| MF302-6-10 MACROFAN AP AUTOLEVEL PRIMER | 1000 g | 1000 g |
| MH100-110-115-120 MACROFAN UHS HARDENER | 110 g | 110 g |
| 00740-00741-00742 AUTOREFINISHING THINNERS | 250-300 g | 100-200 g |

| Application parameters: | w/w system | d/d system |
|---------------------------------|-----------------------|-----------------------|
| Spray viscosity at 20 °C DIN 4 | 20-22" | 24-29" |
| Ø conventional air cap and HVLP | 1,2-1,4 mm | 1,6-1,8 mm |
| Pressure | 1,9-2,0 Atm | 1,6-1,8 Atm |
| N° of coats | 1 o ½ +1 | 2 – 3 coats |
| Interval between coats | 0 min. | 4-6 min. |
| Recommended film thickness | 30-50 µ | 100-120 µ |
| Theoretical coverage | 9.1 m ² /l | 3,3 m ² /l |

DIR 2004/42/CE: Primer IIB/c – VOC ready for use 540 g/l
 These products ready for use contain at most 540 g/l VOC

DRYING TIME

| w/w system | MH100 | MH110 | MH115 | MH120 |
|---------------------------|-------------------|-------------------|-------------------|-------------------|
| Air drying at 20°C | 30 min. | 25 min. | 20 min. | 15 min. |
| overcoatable after | on matt substrate | on matt substrate | on matt substrate | on matt substrate |
| Without sanding | up to 5 days | | | |

When the surface has gone completely matt, it is possible to remove defects or overspray with P2000 soft wet sanding paper or P800/1000 soft dry sanding paper before applying the topcoat colour. It is possible to apply adhesive tapes after 30 min. at 20°C.

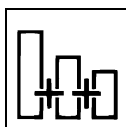
| d/d system | MH100 | MH110 | MH115 | MH120 |
|---|--------------|--------------|-----------------|--------------|
| Air drying 20°C (Substrate's temperature): | | | | |
| Sanding | 4-6 h | 4-6 h | 4-5 h | 3-5 h |
| Low bake at 60 °C (Substrate's temperature): | | | | |
| Sanding | 35 min. | 30 min. | 20 min. | 15 min. |
| IR lamps (short waves) 60-80 cm distance: | | | | |
| Flash-off | 3-5 min. | | Not recommended | |
| Max. power | 10-15 min. | | | |

SANDING

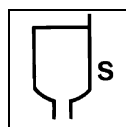
One coat finishes: dry sanding with P400 grit paper (on random orbital sanding machines), wet sanding with P500 abrasive paper

Two-coat finishes: dry sanding with P500 grit paper (on random orbital sanding machines), wet sanding with P600-800 abrasive paper

PRIMER/FILLER



Plastic Primer:
1000 g +
180 g MH300 +
500 g MT300



W/W system:
20-22" DIN4 20° C

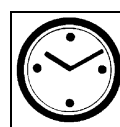
Pot life at 20°C:
90 min.



W/W system:
Ø 1,2-1,4 mm
N° of coats: 1 or ½+1



W/W system:
30-50 µ



W/W system;
after 15-30 min.

PLASTIC PRIMER

SUBSTRATE PREPARATION

Rigid external plastics: PP, PP/EPDM, ABS, PC, PA, PVC, UP-GF, PBT, R-TBU, SMC, PUR (car field): degrease with 00695, wet sand with 00695 SILICONE REMOVER SLOW or 00617 PLASTIC CLEANER, clean with 00695 and dry carefully with compressed air. For more information see the poster "**Treatment process of car plastic parts**" available onto our website.

APPLICATION

By traditional spray gun or HVLP.

| | |
|--------------------------|--------------|
| | MH300 |
| Pot life at 20 °C | 1,5 h |

| Mixing ratio: | w/w system |
|---|------------|
| MF302-6-10 MACROFAN AP AUTOLEVEL PRIMER | 1000 g |
| MH300 MACROFAN PLASTIC PRIMER HARDENER | 180 g |
| MT300 MACROFAN AUTOLEVEL PLASTIC ACTIVATOR | 500 g |

N.B. Under special temperature conditions and according to the substrate size it is possible to dilute the product up to max.10% with AUTOREFINISHING THINNERS.

| Application parameters: | w/w system |
|---------------------------------|-----------------------|
| Spray viscosity at 20 °C DIN 4 | 20-22" |
| Ø conventional air cap and HVLP | 1,2-1,4 mm |
| Pressure | 1,9-2,0 Atm |
| N° of coats | 1 o ½+1 |
| Interval between coats | 0 or 5-10 min. |
| Recommended film thickness | 30-50 µ |
| Theoretical coverage | 9.1 m ² /l |

Product out of the directive 2004/42/EC

DRYING TIME

| w/w system | MH300 |
|--|---------------------------|
| Air drying at 20°C overcoatable after | 30 min. on matt substrate |

When the surface has gone completely matt, it is possible to remove any defect or overspray with P2000 soft wet sanding paper or P800/1000 soft dry sanding paper before applying the topcoat colour. It is possible to apply adhesive tapes after 60 min. at 20°C.

NOTES

The use of different hardeners and activators from the MH300 and MT300 ranges jeopardizes the primers adhesion on plastic substrates.

**TECHNICAL DATA SHEET N° 0702-GB
UPDATED 01/2017**

All information contained in this data sheet is the result of carefully controlled tests and is correct to the best of Lechler's knowledge at the time of issue. Since conditions of use are beyond the control of the manufacturer, information contained herein is without warranty, implied or otherwise, and final determination of the suitability of any information or material for the use contemplated and the manner of use is the sole responsibility of the user. FOR PROFESSIONAL USE ONLY.