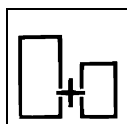
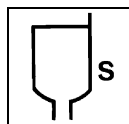





MC401 - MACROFAN SIMPLY UHS CLEARCOAT


 1000 ml +
500 ml +

 Time of use at 20°C:
90 min.

 16-18" DIN 4
at 20°C


Ø 1,2 – 1,4 mm

 N° coats:
1 + 1

 Low baking:
60°C: 15-20 min.
40-50°C: 30-35 min.

 At 20°C:
Handling: 8 h
Through-drying: 12-24 h

 10-12 min. max. power
according to the equipment
producer's instructions

DESCRIPTION

Two-pack UHS acrylic clear (VOC < 420 g/l) with broad spectrum of use and ease of application.

USE

Clearcoat for high quality two-coat mica, metallic and solid finishes. Suitable for all car refinishing work; its very good vertical hold along with its excellent flow guarantee an excellent performance under different utilisation conditions, allowing you to avoid wasting time and product in reworks.

CHARACTERISTICS

- Easy preparation, mixture 2:1, with no thinners/additives
- Extremely easy application because of its very good vertical hold
- Good speed of drying at 60°C, as well as at lower temperatures
- Very good flow and gloss, with no absorption over time
- Very good film hardness and weather resistance
- Easy to polish

SUBSTRATE PREPARATION

Surfaces already painted with matt base coats from the Lechler Refinish range.

APPLICATION

Spraying and HVLP.

Mixing ratio:	By volume
MC401 MACROFAN SIMPLY UHS CLEARCOAT	1000 ml
MH401 MACROFAN SIMPLY UHS HARDENER	500 ml

DIR 2004/42/CE: Topcoat IIB/d – VOC ready for use 420 g/l
This product ready for use contains at most 420 g/l VOC

Spray application at 20°C: 16-18" DIN4

Ø Air cap: 1.2- 1.4 mm

Air pressure: as recommended by the producer

Dry film thickness: 45-60µ

Theoretical coverage: 10,3 m² for 1 kg mixture at 50 µ; 10,4 m² for 1 l mixture at 50 µ

Time of use at 20°C: 90 min.

APPLICATION METHODS

N° of coats: 1 + 1 – Apply a first thin and stretched coat, after flash-off apply a second full and uniform coat

Flash-off between coats: 5-10 min. (according to the temperature)

Final flash-off: 5-10 min. (according to the temperature)

DRYING TIMES

Air drying at 20 °C

Dust-free	40 min.
Handling	8 h
Through-drying	12-24 h

Low bake at 60 °C object temperature

Handling after	15-20 min.
----------------	------------

Low bake at 40-50 °C object temperature

Handling after	30-35 min.
----------------	------------

IR lamps: (always follow the lamps producer's instructions, times and distances change according to the colour)

Flash off	0 min.
Max. power	10-12 min.
Distance	60-80 cm.

The through-drying continues for the following 3-4 days.

POLISHING

After **24 h** air drying or after through-drying by low baking wait about one hour until the car has reached the room temperature again (ca. 1 h), then remove any possible dirt and polish with Lechler abrasive paste and polish (see technical data sheets for polishing processes N° CL013 and following).

OBSERVATIONS

The painted car must not be exposed to severe conditions in the first days after the painting. Until the film has reached the complete cross-linking, strong humidity condensation, like dew and frost and contact with aggressive agents like smog, detergents, salt on the roads, must be avoided.

**TECHNICAL DATA SHEET N° 0748-GB
UPDATED 02/2023**

All information contained in this data sheet is the result of carefully controlled tests and is correct to the best of Lechler's knowledge at the time of issue. Since conditions of use are beyond the control of the manufacturer, information contained herein is without warranty, implied or otherwise, and final determination of the suitability of any information or material for the use contemplated and the manner of use is the sole responsibility of the user. FOR PROFESSIONAL USE ONLY.